

Projekt: Iridium_Shield.3

Rev: 3

Datum: 11.10.2012 11:49:24

Plot: 11.10.2012 11:49:57

antrax Datentechnik GmbH

Hasenbrink 4

D - 32052 Herford

www.antrax.de

info@antrax.de

+3V3
+5V
Vin 5,0V
6V-12V

alternativ supply



stand alone enable



Source 1

JMP_VSOURCE-0R

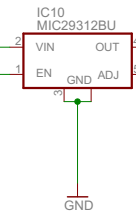
Source 2

5,0V
unregulated if Vin = 5V

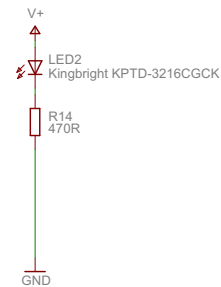
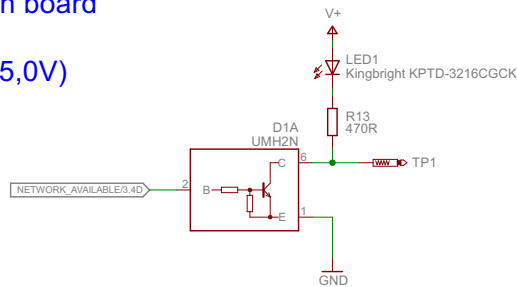
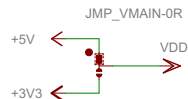
or V+

5,0V
regulated and switchable via IRIDIUM_PWR_ON

IRIDIUM_PWR_ON/3.3B



signal voltage of the main board
VDD = 3,3V or 5,0V
(ATTENTION: Default = 5,0V)



antrax Datentechnik GmbH

TITLE: Iridium_Shield.3

Document Number:

REV:
3

Date: 11.10.2012 11:49:24

Sheet: 2/3

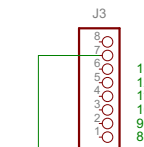
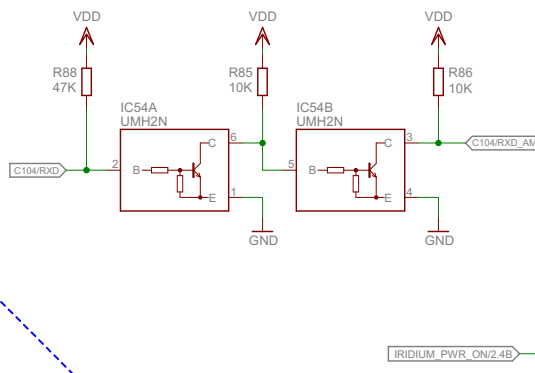
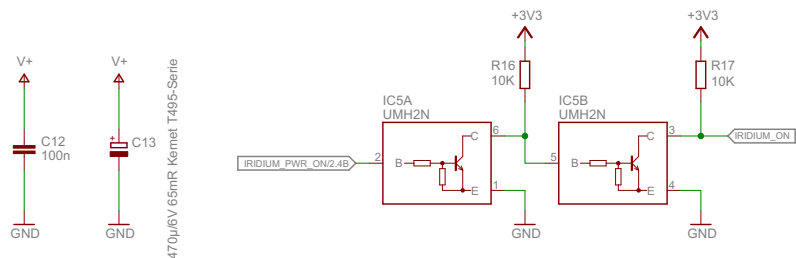
Vsignal = 3,3V

signal voltage of the main board
VDD = 3,3V or 5,0V

decoupling of signal IRIIDIUM_ON

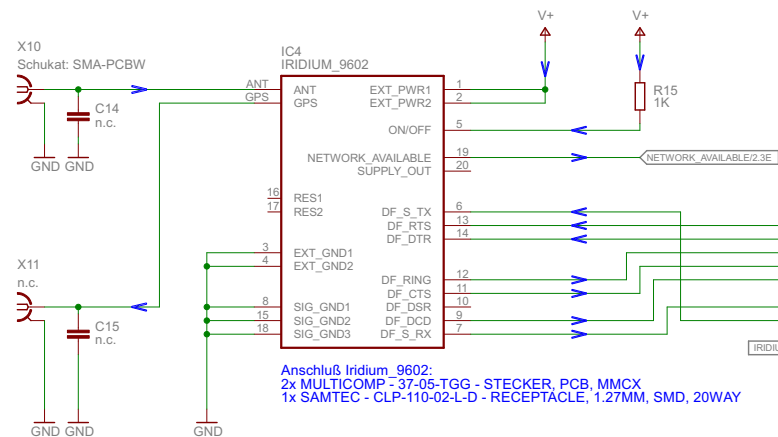
Amplifier for signal C104/RXD
(in order to correct the USB design error on the Arduino board)

unused



SAT_in

GPS_out



Anschluß Iridium_9602:
2x MULTICOMP - 37-05-TGG - STECKER, PCB, MMCX,
1x SAMTEC - CLP-110-02-L-D - RECEPTÄCLE, 1.27MM, SMD, 20WAY

www.antrax.de - Shop:
Adapter CMOS-RS232, Art.-Nr. AK4100
Adapter CMOS-USB, Art.-Nr. AK4200

IRIDIUM_PWR_ON activates 5.0V »»» IRIDIUM module »»» Levelshifter

antrax Datentechnik GmbH

TITLE: Iridium_Shield.3

Document Number:

REV:
3

Date: 11.10.2012 11:49:24

Sheet: 3/3

